yoohon® 咏鸿

KN95 Non Medical Face Mask

PREVENT MIST HAZE

PREVENT SALIVA

PREVENT DUST

KN95
GB2626-2006
KN95

Go out to protect and block the spread

KN95 protection level

Fabric ventilation

Multiple use

Fit bupler's ear

Soft and lint free

Filtration efficiency≥95%

High efficiency filter fabric

yoohon®咏鸿

High efficiency filtration fabric: 3D mesh

filter structure, high density barrier dust

LAYER 1

Soft Nonwovens

ADSORPTION OF DUST, PECULIAR SMELL AND HARMFUL PARTICLESBLOCK OUT FINE DUST

LAYER 2

Isolation layer

EFFECTIVE DUSTPROOF BY DRUNK ELECTRICITY ABSORPTION

LAYER 3,4

Double Melt blown layers

FILTER 0.3 MICRON PARTICLES AND BACTERIA

LAYER 5

Skin friendly layer

SKIN FRIENDLY, ANTI ALLERGIC, BEACH CROSSI NGMUD AND YI GRANULE

BACTERIAL FILTRATION EFFICIENCY
Filtration 98%

yoohon® 咏鸿

✓

Fit bridge of nose

Invisible plastic soft nose clip

✓

Prevent fogging of glasses

Block the haze from entering

Side binding process

yoohon® 咏鸿

Soft spongy fit to cheek

Block haze on both sides from entering

KN95
GB2626-2006

yoohon®咏鸿

Ergonomic design

Three dimensional mesh filter structure

High density dust barrier

① **Middle molding design**

Slim face fit face expand breathing space

② **3D solid cutting**

Reasonable reservation of nasal space

Support for a better fit

Comfortable breathing space

yoohon®咏鸿

Bottom edge locking process ✓

Increase the tightness of the mask
Prevent haze from entery

KN95
GB2626-2006

yoohon®咏鸿

Product parameters

CARING FOR THE HEALTH OF THE FAMILY AROUND US IS OUR FIRST MISSION

KN95
GB2626-2006
KN95

Product name	KN95 NON MEDICAL FACE MASK
Packing method	Package: 10 pcs / box
Executive standard	GB2626–2006 KN95
Filtration efficiency	⩾95%

Fresh air for comfort
Focus on the quality of every detail

Good products depend on exquisite details

Elastic ear rope

Flexible ear rope

suitable for wear for a

long time,if too large can

tie ear rope

KN95
GB2626-2006
yoohon®咏鸿

Built in sponge strip

Comfortable and durable

wear for a long time withont

squeezing the bridgeof the

nose

HOW TO WEAR UP



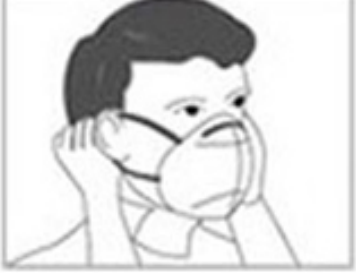





01 The position of the nose clip is upward, the face of the non nose clip is facing the face, and the ear belt is pulled by both hands;

02 Put the mask on the chin first, pull the ear band to the ear and hang it on the ear, adjust to the feelingFeel comfortable;

03 Place your hands and fingers in the middle of the nose clip and press inward according to the shape of the bridge of the nose to the bridge of the noseThe shape is consistent;

04 When using, apply both hands to the face and check the tightness with the face.

ATTENTION

01 This product is suitable for the protection of air pollution in daily life.

02 This product cannot produce oxygen or prevent toxic gas from environment.

03 Children should wear it under the supervision of their adults.

04 Please store this product in a clean, hygienic, ventilated and dry environment.